

Cartersville Downtown Square Plan


The goal of the Cartersville Downtown Square Plan is to enhance pedestrian, shopping and recreational experiences downtown. New tree plantings, vegetated swales, improved crosswalks, renovated park space, and a new splash playground will make downtown a destination for the community. Better pedestrian amenities, improved parking and additional greenspace areas will attract more visitors to the square and benefit local businesses and residents.

Plan Legend

1. New alley & plaza space (Friendship Plaza Monument and historic markers relocated)
2. Existing map mural
3. New benches (see "Seating Examples") to be placed at Friendship Plaza
4. New covered stage (35'x25')
5. Flag pole remains in current location and is flanked by two existing monuments
6. New greenspace
7. Existing fountain/plaza area
8. New labyrinth splash playground park
9. Movable seating
10. Adjusted angled parking
11. Redefined Crosswalks (Concrete with brick paver strips are a better choice for future sidewalks because they allow utility access and the concrete is less susceptible to buckling from roots)
12. Vegetated swale (assists in stormwater management)
13. New parking lot entrance and speed bump (crossing is raised to slow traffic on street)
14. Adjusted parking lot space (increases vegetative swale width spacing while still meeting parking lot standards)
15. New large shade trees planted in concrete bump outs with tree grates (allow for placement of tall canopy trees that provide shade while not obstructing business storefronts)
16. New Christmas tree location - recommended species: Virginia Pine, Eastern Red Cedar, or 'Carolina Sapphire' Cypress

Tree Wells and Tree Grates

Tree wells should be a minimum of 6'x6'. An 8'x8' tree well is preferable because larger tree wells allow for better root growth and they prevent roots from breaking up sidewalks. Any future street tree plantings should utilize tree grates to minimize soil compaction around the bases of street trees.



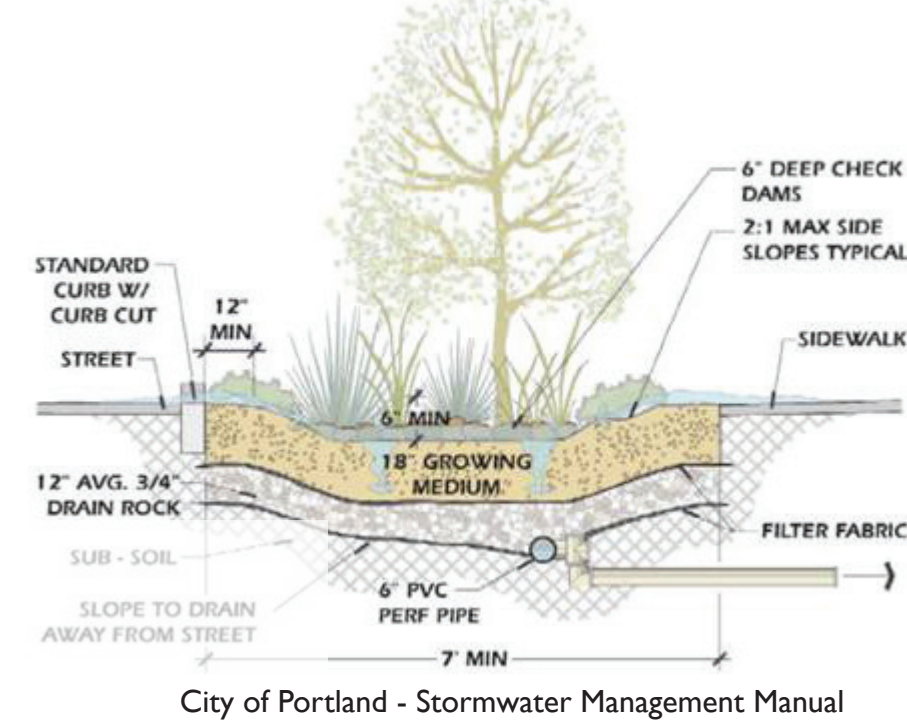
Tree Grate

Tree Bump Out



Example of Planted Bump-out

Vegetated Swale Detail



City of Portland - Stormwater Management Manual

Vegetated Swale Perspective



Seating Examples



Friendship Plaza Benches



Friendship Plaza Wall Mounted Benches




Movable Seating For Splash Pad and Fountain Plaza Areas

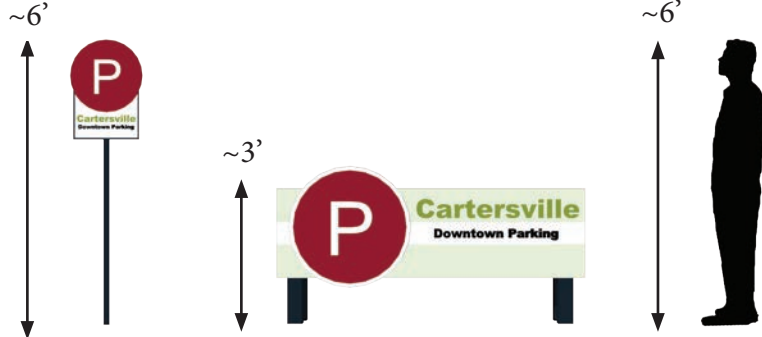
Suggested Plant List

Trees: American Sycamore Bald cypress Black gum Magnolia Post oak River birch Sugar maple	<i>Platanus occidentalis</i> <i>Taxodium distichum</i> <i>Nyssa sylvatica</i> <i>Magnolia grandiflora</i> <i>Quercus stellata</i> <i>Betula nigra</i> <i>Acer saccharum</i>	Notes: wet soils (swale) wet soils (swale) Fall color / wet soils evergreen shade canopy tree wet soils (swale) Fall color
Shrubs: American beautyberry Sweet pepperbush Virginia sweetspire Wax myrtle Yellow azalea Yaupon holly	<i>Callicarpa americana</i> <i>Clethra alnifolia</i> <i>Ilex virginica</i> <i>Myrica cerifera</i> <i>Rhododendron austrinum</i> <i>Ilex vomitoria</i>	purple berries in Fall tolerates wet soils tolerates wet soils partial shade tolerates wet soils
Perennials: Barbra's buttons Black-eyed Susan Cattail gayfeather Copper iris	<i>Marshallia graminifolia</i> <i>Rudbeckia fulgida</i> <i>Liatis pycnostachya</i> <i>Iris fulva</i>	wet soils (swale) tolerates wet soils wet soils wet soils (swale)
Ornamental Grasses: Inland seaots Pink muhly Switchgrass	<i>Chasmanthium latifolium</i> <i>Muhlenbergia capillaris</i> <i>Panicum virgatum</i>	wet soils tolerates wet soils tolerates wet soils

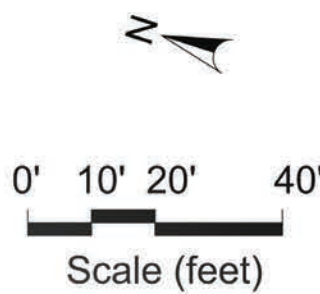
Allee Perspective



Downtown Parking Signs



Plan



Splash Playground

Firehouse